



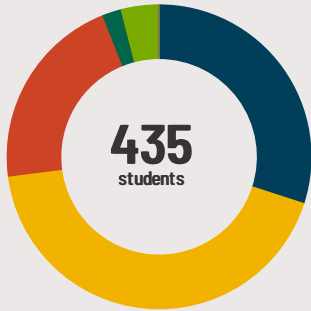
Monee Elementary School

25425 S Will Center Rd Monee, IL 60449 (708)367-2600

Grades: K - 5
District: Crete Monee CUSD 201U

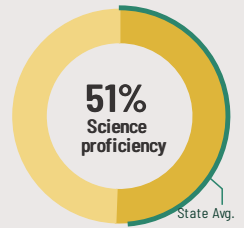

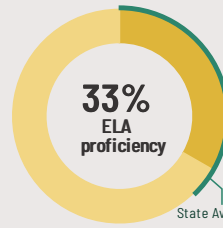
Principal: Dr.Amos Vaughn
Superintendent: Dr.Kara Coglianese

Fast Facts



Student Characteristics

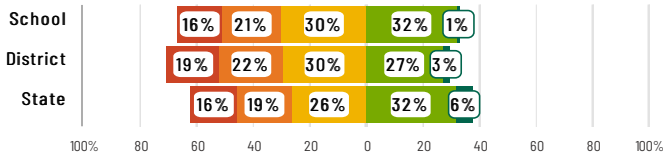
White	30%
Black	43%
Hispanic	21%
Asian	2%
American Indian	0%
Two or More Races	4%
Pacific Islander	0%
Low Income	60%
English Learners	4%
With IEPs	17%
With Disabilities	-
Homeless	2%



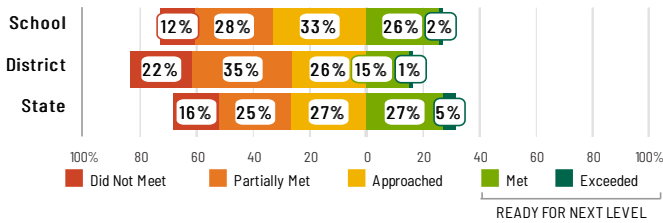
Academic Success

All Illinois students in grades 3-8 take the IAR assessment each year. High school students take the SAT in English Language Arts and Math.

English Language Arts



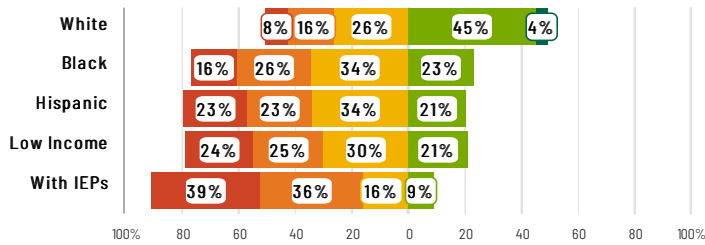
Mathematics



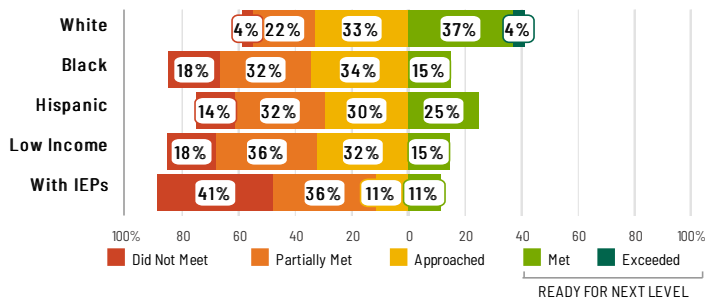
Success by Student Group

This display shows IAR ELA & Math performance levels for each student group. No data is shown for groups with fewer than 10 students.

English Language Arts



Mathematics



School Environment



The **5Essentials Survey** allows students in grades 6-12 and all teachers to share their perspectives on essential conditions for learning. The anonymous survey consists of 5 components.

- Most implementation
- More implementation
- Average implementation
- Less implementation
- Least implementation
- Not Applicable/Low Response

Response Rates

Students	91%
Teachers	65%

Average Effective Leaders

Do principals and teachers implement a shared vision for success?

Less Collaborative Teachers

Do teachers collaborate to promote professional growth?

Average Ambitious Instruction

Are classes challenging and engaging?

More Supportive Environment

Is the school safe, demanding, and supportive?

Average Involved Families

Does the entire staff build strong external relationships?

Student Attendance and Mobility


Attendance Rate

Rate at which students are present at school, not including excused or unexcused absences




Chronic Absenteeism

Percentage of students who miss 10% or more of school days per year either with or without a valid excuse



Student Mobility

Percentage of students who transfer in or out of the school during the school year, not including graduates



Teacher Retention

Percentage of full time teachers who return to the same school year to year





Monee Elementary School

School Highlights

Academic Courses

At Monee Elementary, we are committed to the success of all students. Our teachers utilize varied approaches to present academic content, acknowledging the different ways students learn. Technology continues to be a focus this school year. Students are given the opportunity to access online learning programs to enhance their instruction.

Physical Education, Health and Wellness

Physical Education classes are held three times weekly for all students. In addition to standards based concepts and activities, students are taught good sportsmanship, safety in participation, and appropriate responses during competitive situations.

Other Programs and Activities

Blue Stem Books, Business Education Partnership, CIA (Characters in Action), Conflict Resolution, Family Nights, IMSA, Mentoring Program, Monarch Books, National Honor Society, Neighborhood Association Partnership, Parent Associations, Peace Circles, Safety Patrols, Student Ambassadors, Student Council/Government, Young Rembrandt's

School Awards

Monee Elementary focuses on positive behavior and encourages all to be the best they can be. Highlights of incentives are: honor roll, positive phone calls and referrals, math masters, readers are leaders, character club, lunch/recess and bus incentives, perfect attendance, etc. Staff is recognized weekly, as well as during special occasions.

Career Development Courses and Programs

Athletics

Girls on the Run, Positive Exercise and Play (PEP)

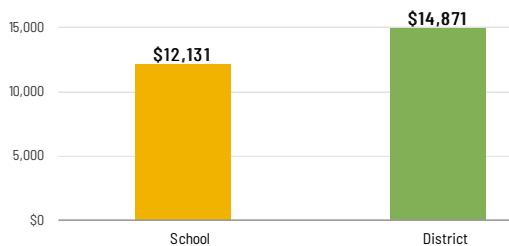
School Personnel Resources

Assistant Principal, English as a Second Language Teacher, Math Specialist, Paraprofessional, Reading Specialist, Reading Teacher, School Nurse, School Psychologist, School Psychology Intern, School Social Worker, Special Education Teacher, Speech Language Pathologist-non teaching

Facilities

School-Level Finance

The Every Student Succeeds Act requires LEAs to report school-level expenditure data, beginning with School Year 18-19 data. LEAs are required to report actual personnel and non-personnel expenditures of both site-specific and district centralized expenditures. Expenditures are shown at the site level and must be disaggregated by source of funds (federal vs. state/local). These data are self-reported and may differ from AFR data.



Educator Measures

This school has had **1 principal(s)** over the past 6 years. In the last three years, an average of **90% of teachers** return to this school each year.

FOR MORE INFORMATION

Visit IllinoisReportCard.com to see additional details about each item of information for this school. There you will find charts spanning multiple years, detailed explanations, resources, more of the school's programs and activities, and powerful tools that let you dig deeper into data.

Most of this data has been collected by ISBE from school districts through data systems. Some information, such as the School Highlights, is entered directly by principals and can be updated throughout the year.