

1 Click on Infinite Campus Student Portal

2 Click on Campus Parent

3 Click on the Blue *HERE* Link

1. NOTE TO PARENTS: TO CREATE A NEW PARENT PORTAL ACCOUNT click [HERE](#) and enter the appropriate student information. You will then receive your unique 32-digit Activation Key. Copy and paste this number in the "Activation Link" Please contact your child's school if you are unable to create or access your account.

4 Enter the Student's Information

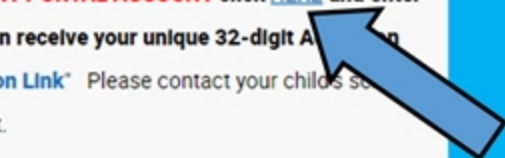
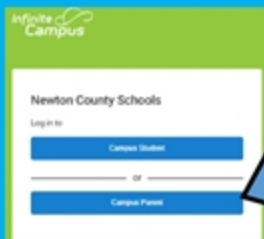

5 Copy the Entire Activation Key

6 Click Manually Enter Activation Key

7 Paste the Activation Key

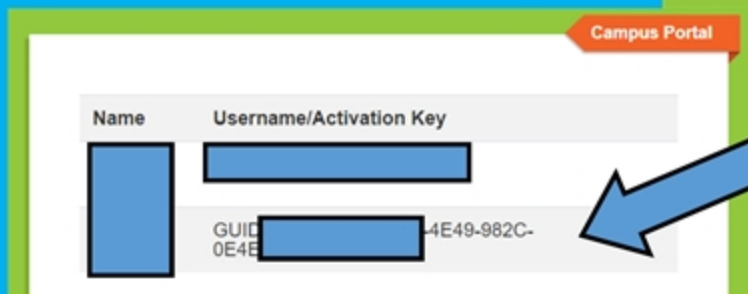
8 Create a Username/Password

9 Return to IC Parent Portal to Login



Last 4 Digits of Student SSN

Student Birthdate



New User?
Activate your Campus Portal account by entering the activation key sent to you by your district.
If you do not have an activation key, please contact your school.
Activation Key *

[Back to Login](#)

