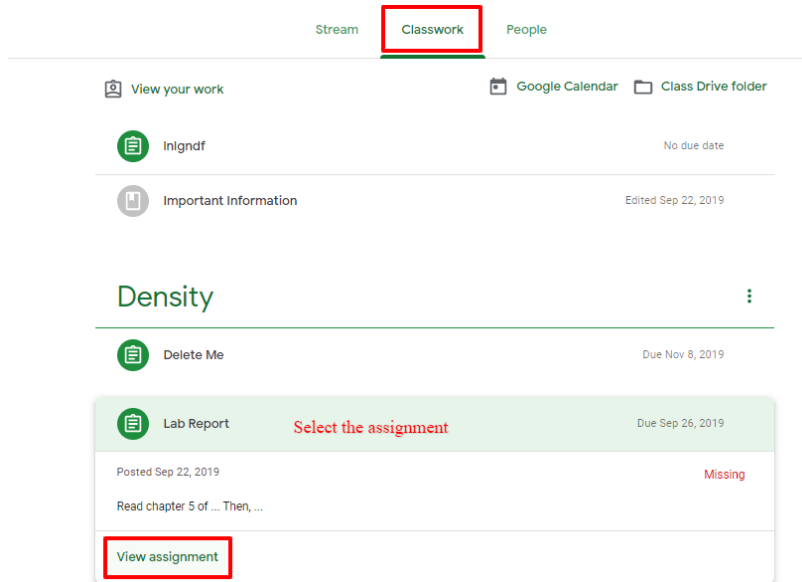
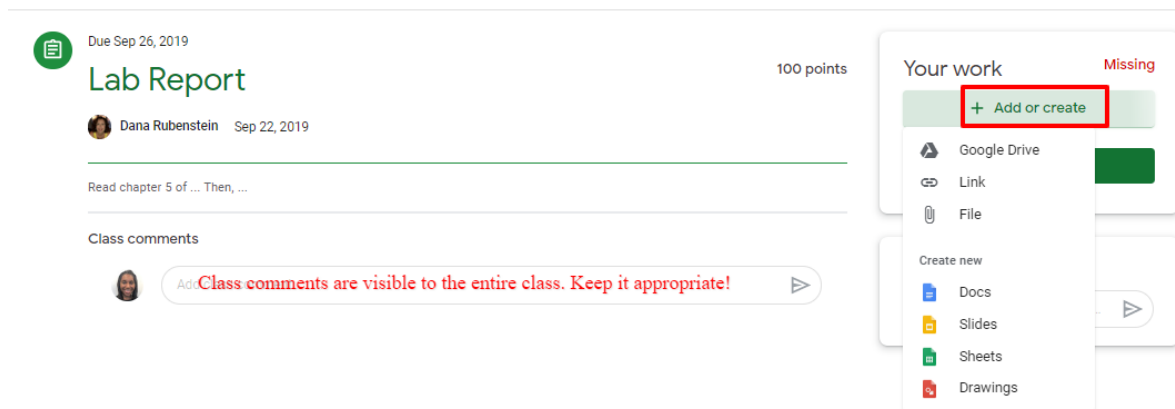


## Submit an Assignment:

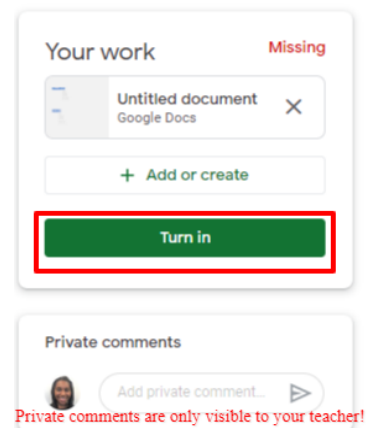
1. Access the class desired from your Google Classroom dashboard
2. Select the "Classwork" tab. Select the assignment. Click "View Assignment"



3. To add documents and resources to submit:
  - a. Under "Your Work" click "Add or Create"
  - b. Select the type of documents you want to attach or create for your assignment



4. After attaching your work, you must click **"Turn In!"**



## Submit an Answer to a Short Response Question:

1. Access the class desired from your Google Classroom dashboard
2. Select the "Classwork" tab. Select the question. Click "View Question"

The screenshot shows the Google Classroom interface. At the top, there are three tabs: 'Stream', 'Classwork', and 'People'. The 'Classwork' tab is highlighted with a red box. Below the tabs, there are links for 'View your work', 'Google Calendar', and 'Class Drive folder'. A list of items is shown, including 'Inlgndf' and 'Important Information'. Below this, the title 'Water Cycle' is displayed. A question card is visible with the text 'What are the four stages of the water cycle?' and a 'View question' button highlighted with a red box.

3. Type your answer in the "Your answer" box in the top right corner. Be sure to click "Turn In".

The screenshot shows the question page in Google Classroom. The question is 'What are the four stages of the water cycle?' with a due date of 'Due Mar 19' and '100 points'. The question was posted by Dana Rubenstein at 3:24 PM. Below the question, there is a text area for the answer. On the right side, there is a 'Your answer' box with the text 'Type your answer here. Be sure to click turn in!' and a green 'Turn in' button. Below the answer box, there are sections for 'Class comments' and 'Private comments', both with a warning: 'Do not write your answer here!'.

## Submit an Answer to a Multiple Choice Question:

1. Access the class desired from your Google Classroom dashboard
2. Select the "Classwork" tab. Select the question. Select your answer.
3. Click "Turn In"

The screenshot shows the Google Classroom interface. At the top, there are three tabs: "Stream", "Classwork", and "People". The "Classwork" tab is highlighted with a red box. Below the tabs, there are two items: "View your work" and "Google Calendar" with a "Class Drive folder" icon. Below these, there are two more items: "Inlgndf" with a "No due date" label and "Important Information" with an "Edited Sep 22, 2019" label. The main content area is titled "Water Cycle" and contains a question: "Which stage of the water cycle produces ra...". The question is due on "Mar 19". Below the question, it says "Posted 3:29 PM (Edited 3:31 PM)" and "Assigned". The question asks to "Select the best answer." and provides four options: "Condensation", "Evaporation", "Precipitation", and "Transpiration". The "Evaporation" option is selected and highlighted with a red box. At the bottom right of the question card, there is a green "Turn in" button, also highlighted with a red box. At the bottom left of the question card, there is a "View question" link.

Stream **Classwork** People

View your work Google Calendar Class Drive folder

Inlgndf No due date

Important Information Edited Sep 22, 2019

### Water Cycle

Which stage of the water cycle produces ra... Due Mar 19

Posted 3:29 PM (Edited 3:31 PM) Assigned

Select the best answer.

Condensation

Evaporation

Precipitation

Transpiration

**Turn in**

[View question](#)