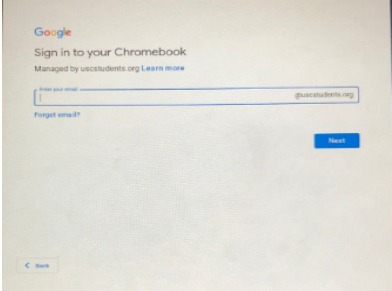




The APS Portal is compatible with any device. Skip to Item #2 if you are using another device or have already signed into your Chromebook.

Step	Action	ScreenShot
1	Sign in to your APS Chromebook. <b>Credentials:</b> Username: <b>stuxxxxxx</b> (6 digit student ID) Default Password: Your school can assist you with your default password .	
2	The APS Portal log on screen will appear. Or visit <a href="https://portal.apslerns.org">https://portal.apslerns.org</a> Or go to <a href="http://www.akronschools.com">www.akronschools.com</a> , Click on Students & Staff, Click on APS Portal.	
3	Enter your APS credentials in the username and password entry (same credentials used to login to the portal)  Username: <b>stuxxxxxx</b> (6 digit student ID) Password: Your school can assist you with your default password.	 <p>Note: If you have changed your password and have forgotten it, click the “Forgot Your Password” link to answer the challenge questions and reset it. Your school’s technology support staff can also reset your password.</p>
	Congratulations! You are now on the portal. Use the SEARCH feature at the top of the page to find items you use most often, like Google Classroom. You may save important icons as favorites using the “star” icon.	